









Inflatable Air bed Pressure & Size Guide

INFLATABLE AIR BED DESCRIPTION		INFLATED SIZE (cm)			PRESSURE
		Length	Width	Height	kPa
	SINGLE AIR BED Inflatable flocked Specified Size: 191 (L) x 73 (W) x 22 (H) cm	191	73	22	5
	TWIN AIR BED Inflatable flocked Specified Size: 191 (L) x 99 (W) x 22 (H) cm	191	99	22	5
	DOUBLE AIR BED Inflatable flocked Specified Size: 191 (L) x 137 (W) x 22 (H) cm	191	137	22	5
	QUEEN AIR BED Inflatable flocked Specified Size: 203 (L) x 152 (W) x 22 (H) cm	203	152	22	5
	SINGLE + PILLOW Inflatable flocked Specified Size: 191 (L) x 73 (W) x 22 (H) cm Specified Size (Pillow): 48 (L) x 34 (W) cm	Single: 191	73	22	5
		Pillow: 46	32		4
	QUEEN HIGH RAISED AIR BED Inflatable flocked, built-in foot pump Specified Size: 205 (L) x 163 (W) x 47 (H) cm	Built-in pump: 205	162.5	47	3
		Hand pump: 205	163	47	3.5

HOW THE AIR BED IS MEASURED

The gross length of the air bed is measured from the most outer part of one side of the air bed to the most outer side of the other side of the air bed.

HOW TO INFLATE THE AIR BED

Inflate the air bed using a double-action hand pump to the specified air pressure.

Where the air bed has a built-in pump, inflate the air bed to the maximum and then use the double-action hand pump to inflate to specified pressure.

